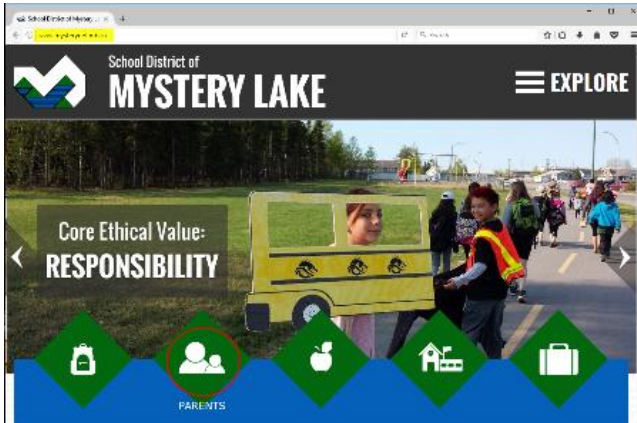


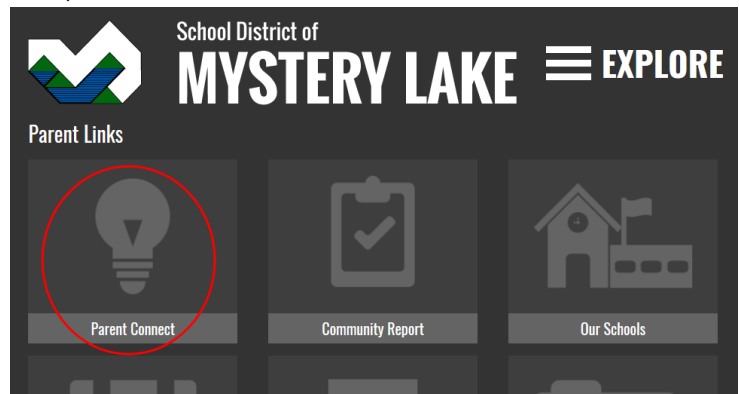


How to Access Report Cards Using Parent Connect

Go to the School District of Mystery Lake website: www.mysterynet.mb.ca and click on the “Parents” link.



Next, click on Parent Connect.



To log into Parent Connect, enter the email address that you have on file with your child’s school along with your Parent Connect password. If you do not know your Parent Connect Password, click on the “Forgot my Password – OR – Retrieve Initial Password” link.

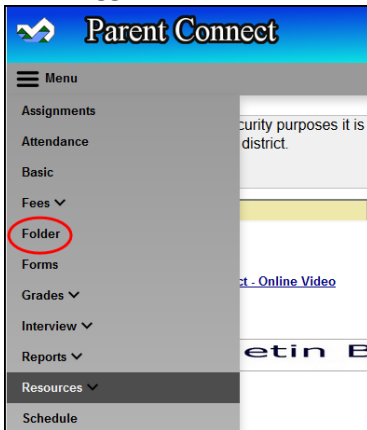
If you do not know your Parent Connect password, in the “Forgot My Password” box, enter the email address that you have on file with your student’s school and then click “**Email me my current password.**”



How to Access Report Cards Using Parent Connect

If you get a red "Invalid EMAIL Address" message, contact your child's school office to update the email address you have on file with them.

Once logged into Parent Connect, go to the "Folder" tab.



View Image	Category	Description	Add Date	Change Date	User	Name
View	REP	REPORT CARD 2 - NIVEAUX 1-6 2017 - ECOLE RIVERSIDE SCHOOL				
View	REP	REPORT CARD 1 - NIVEAUX 1-6 2017 - ECOLE RIVERSIDE SCHOOL				
View	REP	FINAL REPORT CARD - NIVEAUX 1-6 2017 - ECOLE RIVERSIDE SCHOOL				

From the Folder tab, click on VIEW to open up a pdf of your child's report card.

When done, click on "Sign Out" to log out of Parent Connect.

